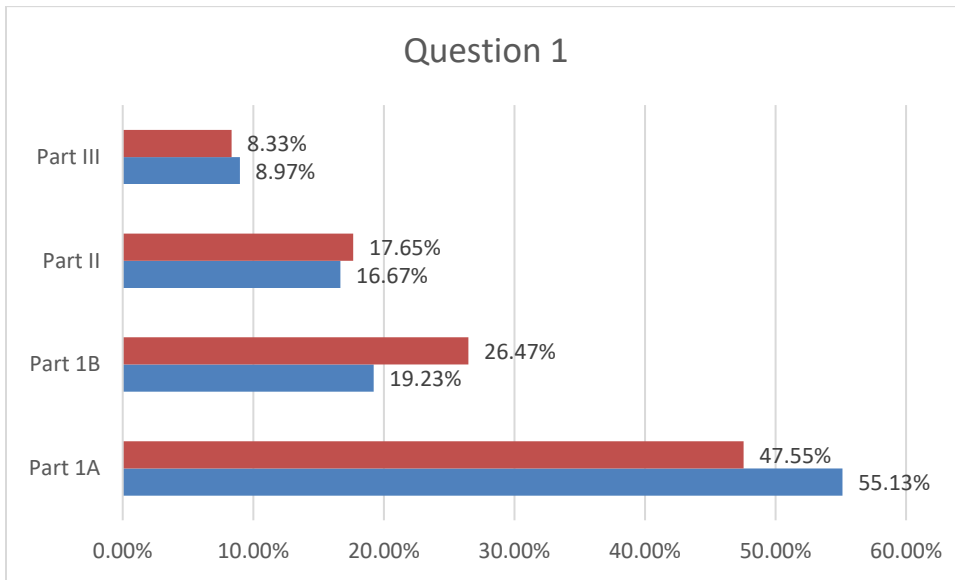
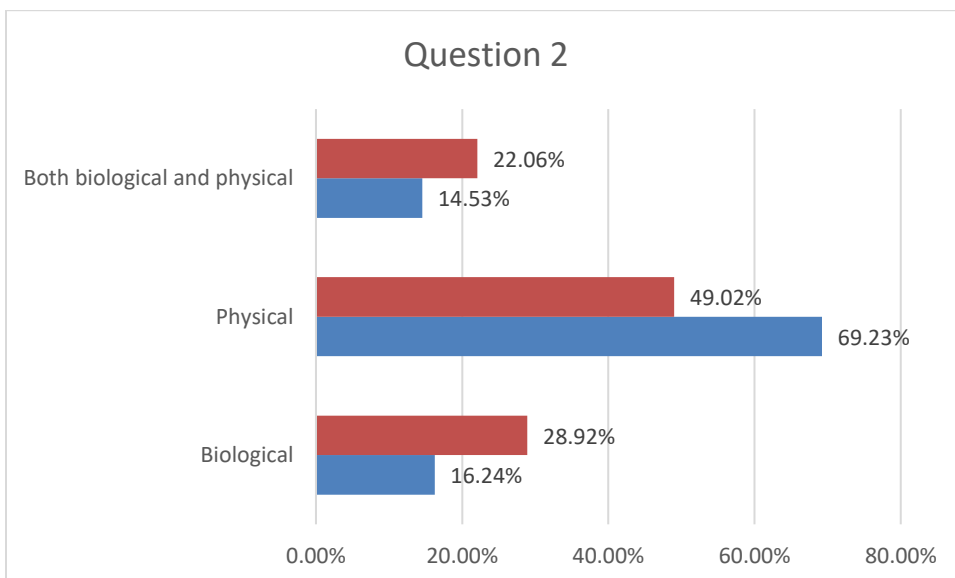


Q1 - Which stage of trips are you studying?



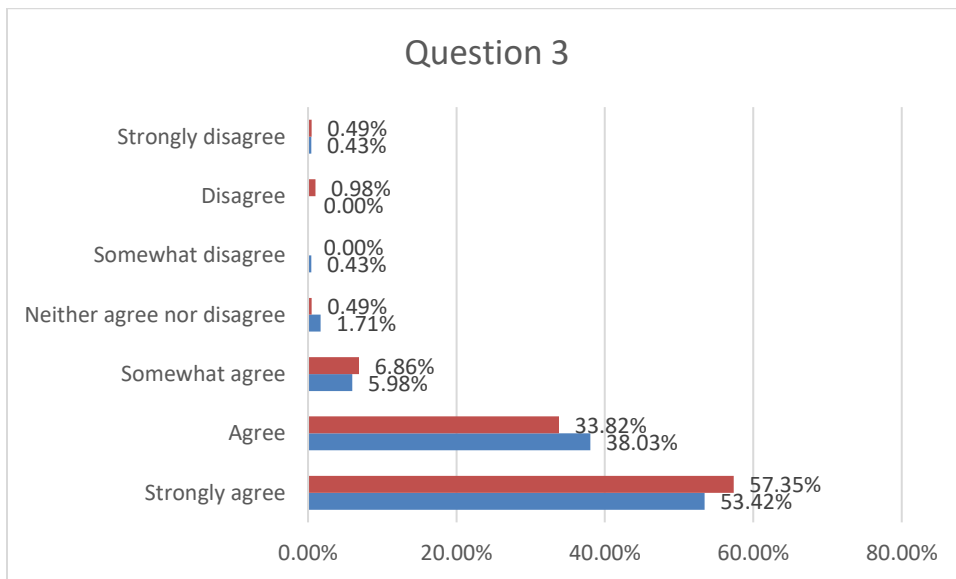
Answer	Men		Women	
	%	Count	%	Count
Part 1A	55.13%	129	47.55%	97
Part 1B	19.23%	45	26.47%	54
Part II	16.67%	39	17.65%	36
Part III	8.97%	21	8.33%	17
Total	100%	234	100%	204

Q2 - What type of Natsci do you consider yourself?



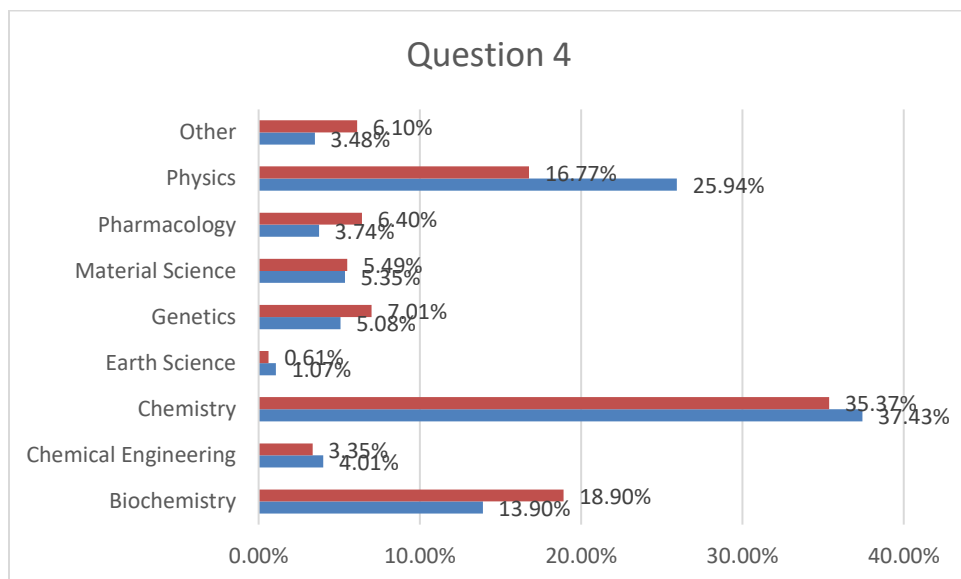
Answer	Men		Women	
	%	Count	%	Count
Biological	16.24%	38	28.92%	59
Physical	69.23%	162	49.02%	100
Both biological and physical	14.53%	34	22.06%	45
Total	100%	234	100%	204

Q3 - The subject choices and/or experience of the subjects I took at school influenced what I applied for at University.



Answer	Men		Women	
	%	Count	%	Count
Strongly agree	53.42%	125	57.35%	117
Agree	38.03%	89	33.82%	69
Somewhat agree	5.98%	14	6.86%	14
Neither agree nor disagree	1.71%	4	0.49%	1
Somewhat disagree	0.43%	1	0.00%	0
Disagree	0.00%	0	0.98%	2
Strongly disagree	0.43%	1	0.49%	1
Total	100%	234	100%	204

Q4 - What subject did you think you would study in Part II/Part III before you came to Cambridge? You may check more than one.



Answer	Men		Women	
	%	Count	%	Count
Biochemistry	13.90%	52	18.90%	62
Chemical Engineering	4.01%	15	3.35%	11
Chemistry	37.43%	140	35.37%	116
Earth Science	1.07%	4	0.61%	2
Genetics	5.08%	19	7.01%	23
Material Science	5.35%	20	5.49%	18
Pharmacology	3.74%	14	6.40%	21
Physics	25.94%	97	16.77%	55
Other	3.48%	13	6.10%	20
Total	100%	374	100%	328

Q4 Other

Pathology

Astrophysics

Neuroscience

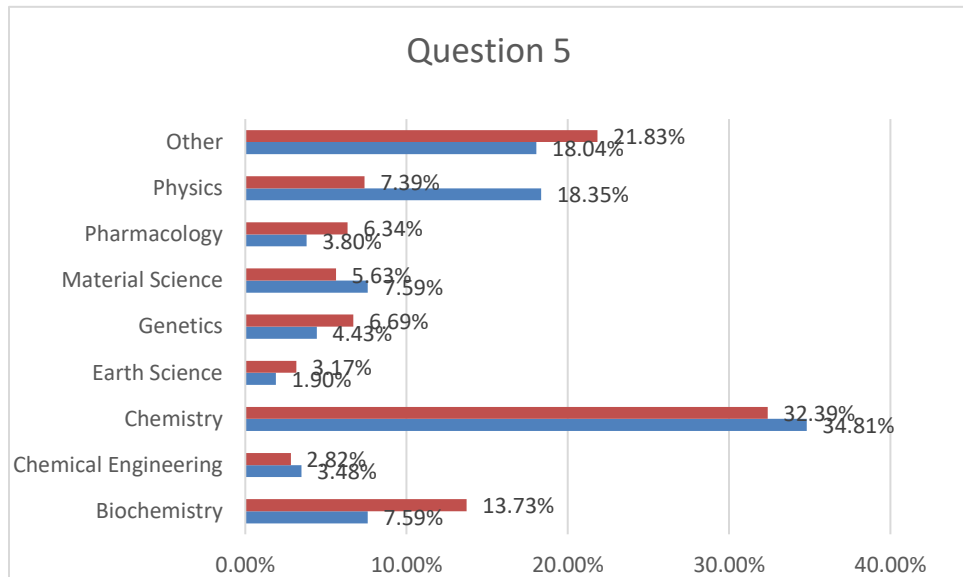
Maths

Astrophysics

Animal Behaviour

PDN

**Q5 - If you are in Part 1A or Part 1B, what subject do you intend to study in Part II/Part III.
You may check more than one.**



Answer	Men		Women	
	%	Count	%	Count
Biochemistry	7.59%	24	13.73%	39
Chemical Engineering	3.48%	11	2.82%	8
Chemistry	34.81%	110	32.39%	92
Earth Science	1.90%	6	3.17%	9
Genetics	4.43%	14	6.69%	19
Material Science	7.59%	24	5.63%	16
Pharmacology	3.80%	12	6.34%	18
Physics	18.35%	58	7.39%	21
Other	18.04%	57	21.83%	62
Total	100%	316	100.00%	284

Q5 Other

Zoology/Pathology

Astrophysics

Pathology

Experimental Psychology, HPS

Psychology

Maths instead of Materials

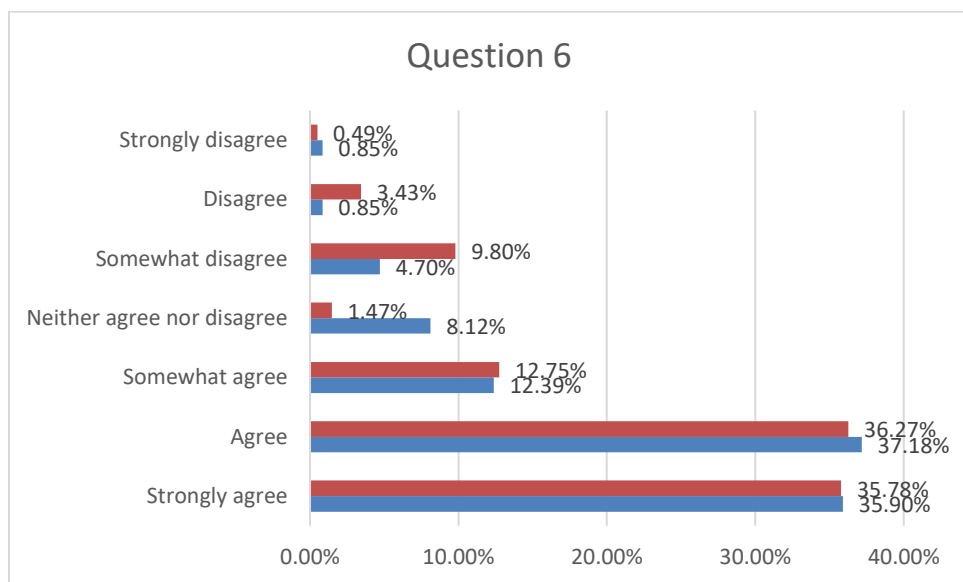
HPS

Systems Biology

Ecology, plants

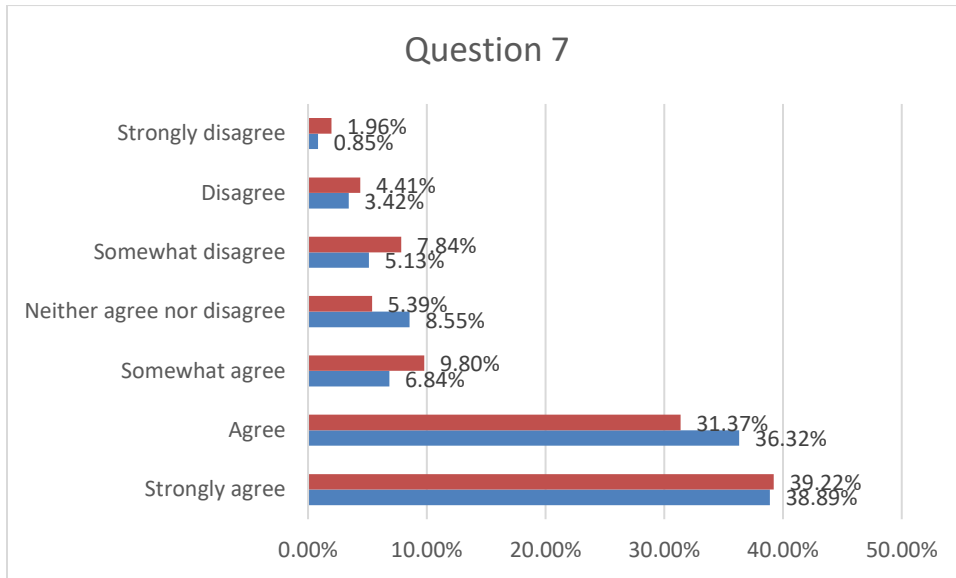
Zoology

Q6 - I believe that undergraduate Chemistry is equally accessible to women and men students.



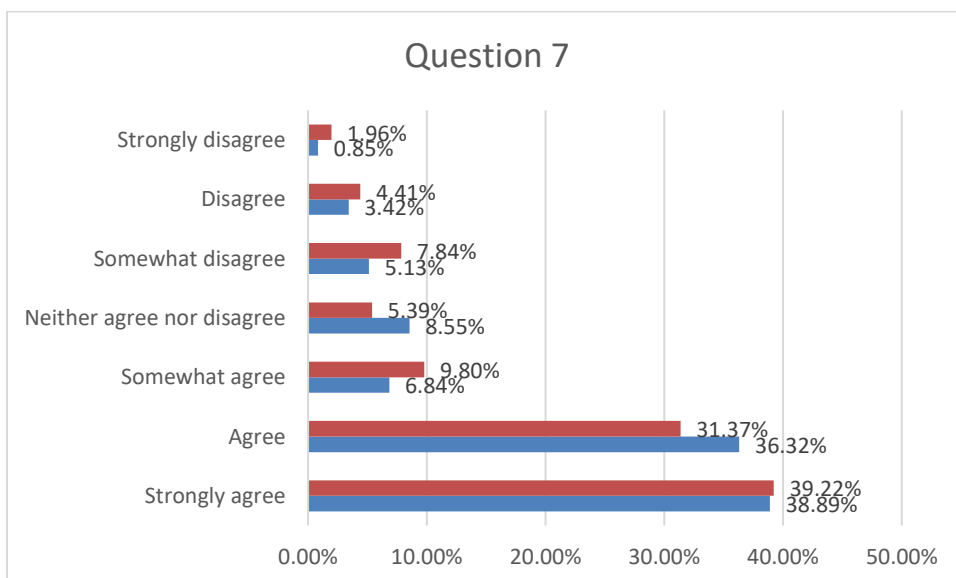
Answer	Men		Women	
	%	Count	%	Count
Strongly agree	35.90%	84	35.78%	73
Agree	37.18%	87	36.27%	74
Somewhat agree	12.39%	29	12.75%	26
Neither agree nor disagree	8.12%	19	1.47%	3
Somewhat disagree	4.70%	11	9.80%	20
Disagree	0.85%	2	3.43%	7
Strongly disagree	0.85%	2	0.49%	1
Total	100%	234	100%	204

Q7 - Chemistry course supervisions are unbiased toward women and men students.



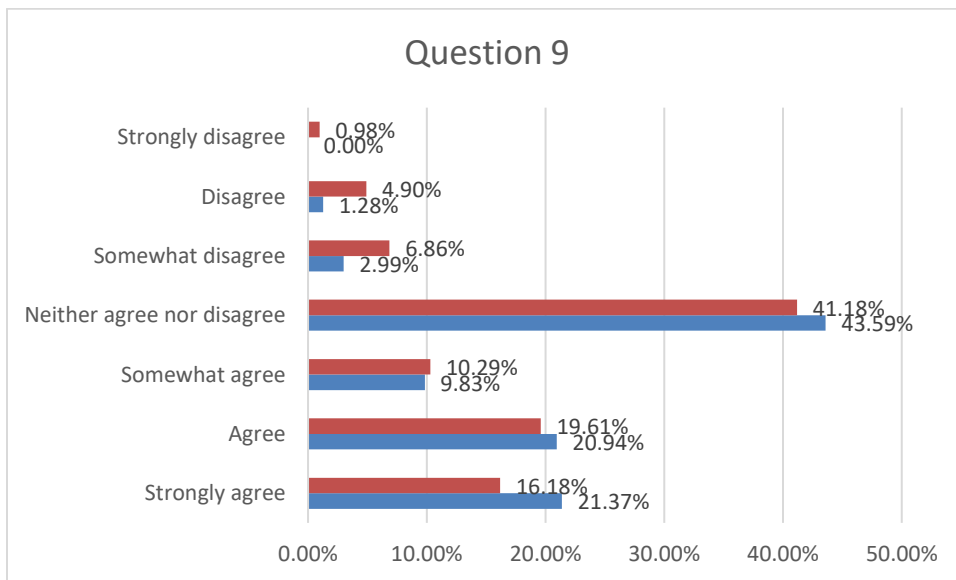
Answer	Men		Women	
	%	Count	%	Count
Strongly agree	38.89%	91	39.22%	80
Agree	36.32%	85	31.37%	64
Somewhat agree	6.84%	16	9.80%	20
Neither agree nor disagree	8.55%	20	5.39%	11
Somewhat disagree	5.13%	12	7.84%	16
Disagree	3.42%	8	4.41%	9
Strongly disagree	0.85%	2	1.96%	4
Total	100%	234	100%	204

Q8 - Chemistry course practicals are unbiased toward women and men students.



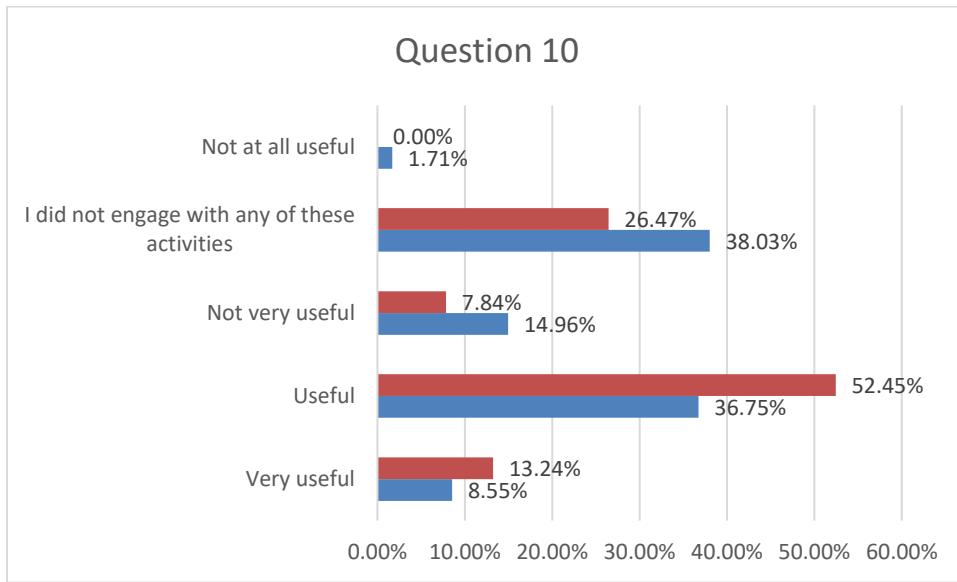
Answer	Men		Women	
	%	Count	%	Count
Strongly agree	44.87%	105	40.20%	82
Agree	38.46%	90	35.78%	73
Somewhat agree	5.56%	13	6.37%	13
Neither agree nor disagree	9.83%	23	7.84%	16
Somewhat disagree	0.43%	1	6.37%	13
Disagree	0.43%	1	2.94%	6
Strongly disagree	0.43%	1	0.49%	1
Total	100%	234	100%	204

Q9 - Equal opportunities exist for women and men to undertake a PhD.



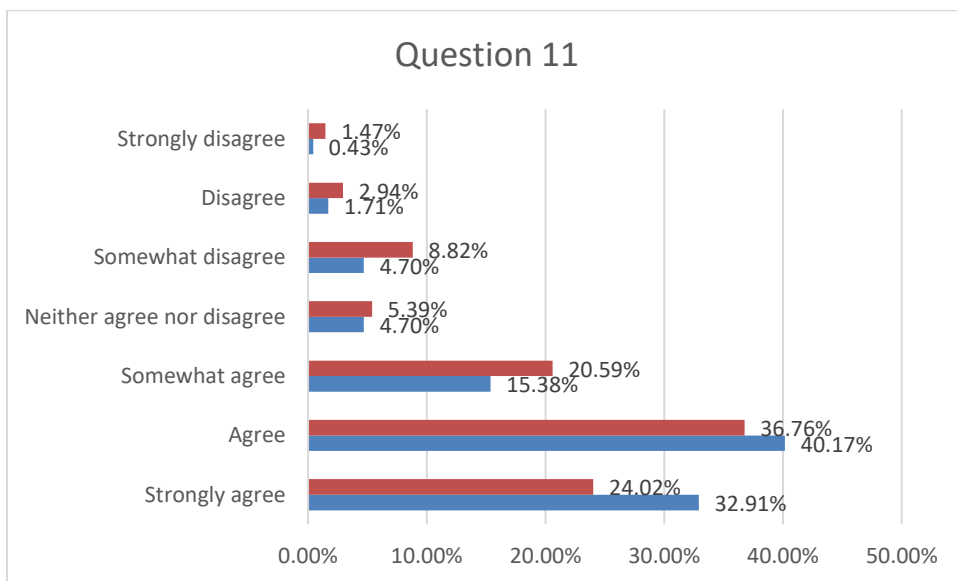
Answer	Men		Women	
	%	Count	%	Count
Strongly agree	21.37%	50	16.18%	33
Agree	20.94%	49	19.61%	40
Somewhat agree	9.83%	23	10.29%	21
Neither agree nor disagree	43.59%	102	41.18%	84
Somewhat disagree	2.99%	7	6.86%	14
Disagree	1.28%	3	4.90%	10
Strongly disagree	0.00%	0	0.98%	2
Total	100%	234	100%	204

Q10 - I found the biographies, video clips and opportunities to meet members of the department (PhDs, postdocs and academic members of staff)



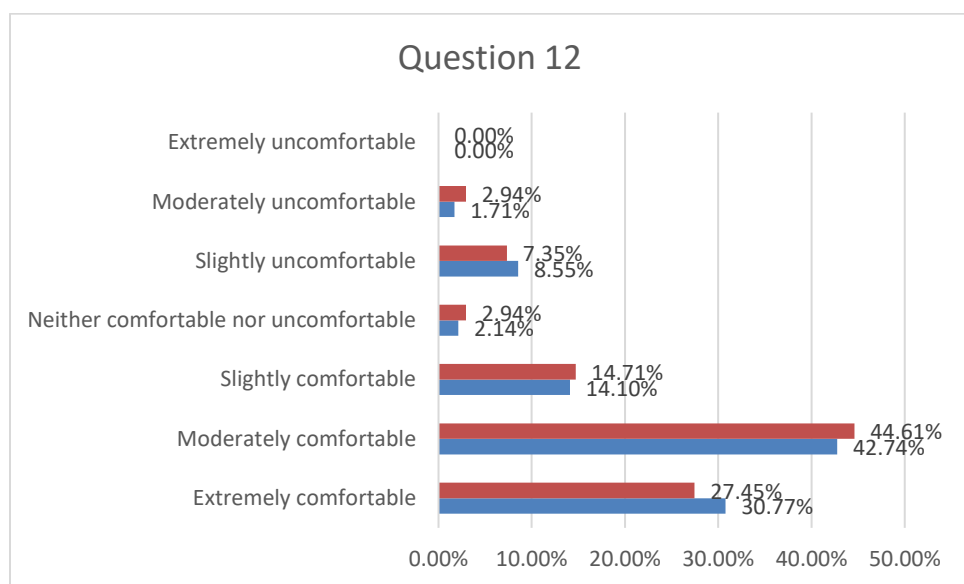
Answer	Men		Women	
	%	Count	%	Count
Very useful	8.55%	20	13.24%	27
Useful	36.75%	86	52.45%	107
Not very useful	14.96%	35	7.84%	16
I did not engage with any of these activities	38.03%	89	26.47%	54
Not at all useful	1.71%	4	0.00%	0
Total	100%	234	100%	204

Q11 - I believe that the Department uses both women and men as visible role models.



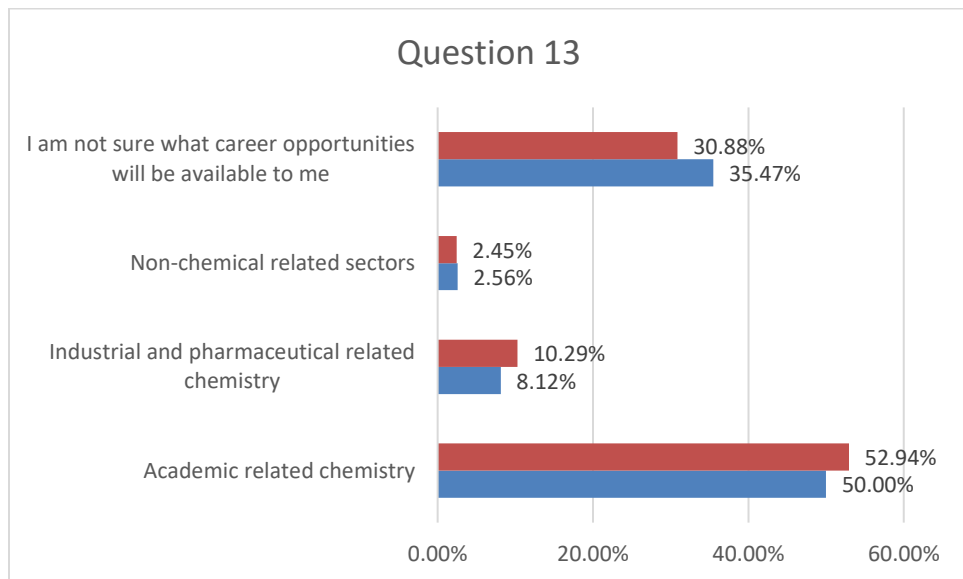
Answer	Men		Women	
	%	Count	%	Count
Strongly agree	32.91%	77	24.02%	49
Agree	40.17%	94	36.76%	75
Somewhat agree	15.38%	36	20.59%	42
Neither agree nor disagree	4.70%	11	5.39%	11
Somewhat disagree	4.70%	11	8.82%	18
Disagree	1.71%	4	2.94%	6
Strongly disagree	0.43%	1	1.47%	3
Total	100%	234	100%	204

Q12 - If you had a problem concerning your studies in Chemistry, how comfortable would you be asking a member of the Department for help (e.g. DoS, supervisors, lecturers and teaching staff, Director of Teaching)?



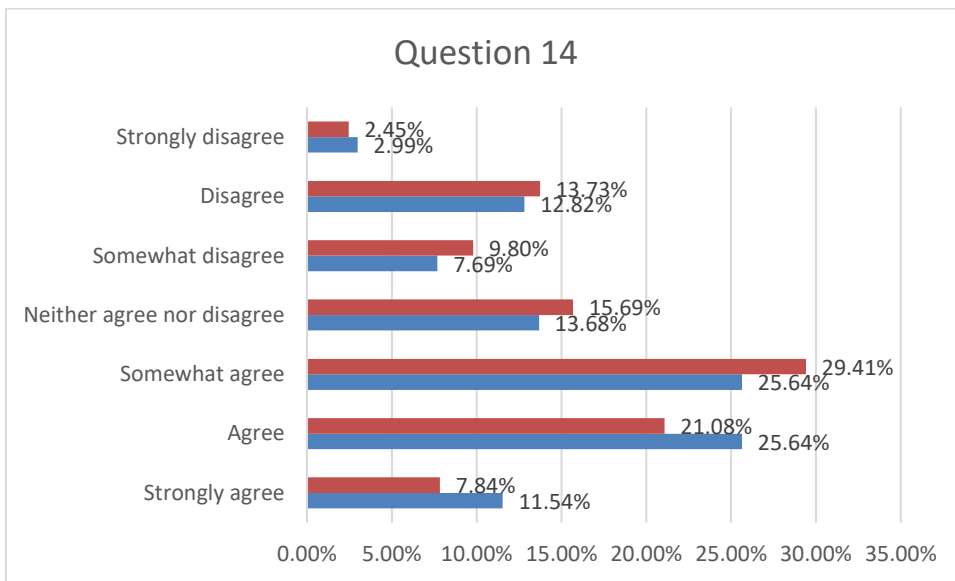
Answer	Men		Women	
	%	Count	%	Count
Extremely comfortable	30.77%	72	27.45%	56
Moderately comfortable	42.74%	100	44.61%	91
Slightly comfortable	14.10%	33	14.71%	30
Neither comfortable nor uncomfortable	2.14%	5	2.94%	6
Slightly uncomfortable	8.55%	20	7.35%	15
Moderately uncomfortable	1.71%	4	2.94%	6
Extremely uncomfortable	0.00%	0	0.00%	0
Total	100%	234	100%	204

Q13 - I feel the Department prepares me for career opportunities in (you may check more than one).



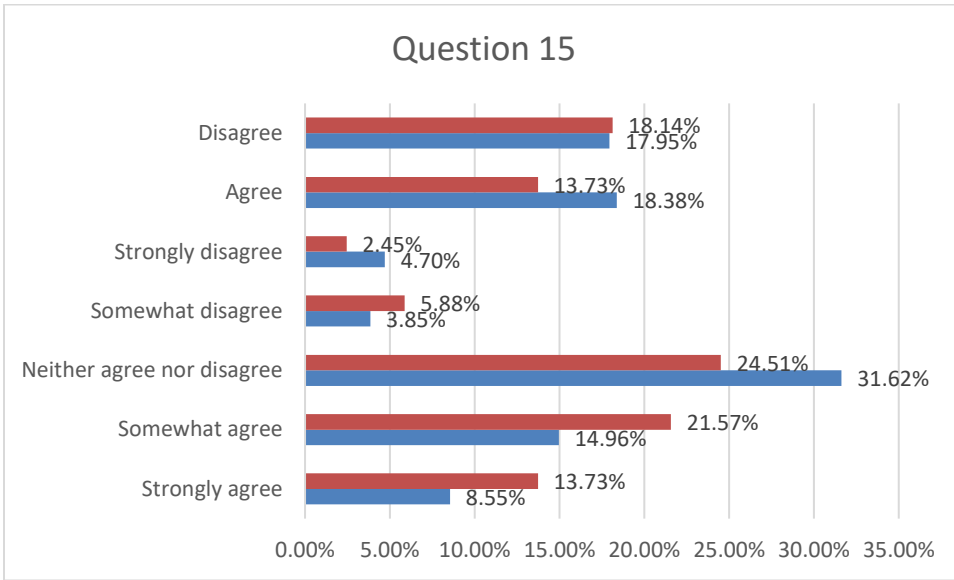
Answer	Men		Women	
	%	Count	%	Count
Academic related chemistry	50.00%	117	52.94%	108
Industrial and pharmaceutical related chemistry	8.12%	19	10.29%	21
Non-chemical related sectors	2.56%	6	2.45%	5
I am not sure what career opportunities will be available to me	35.47%	83	30.88%	63
Other	3.85%	9	3.43%	7
Total	100%	234	100%	204

Q14 - Consideration of the career opportunities available to me will affect/has affected the subject I will specialise/have specialised in.



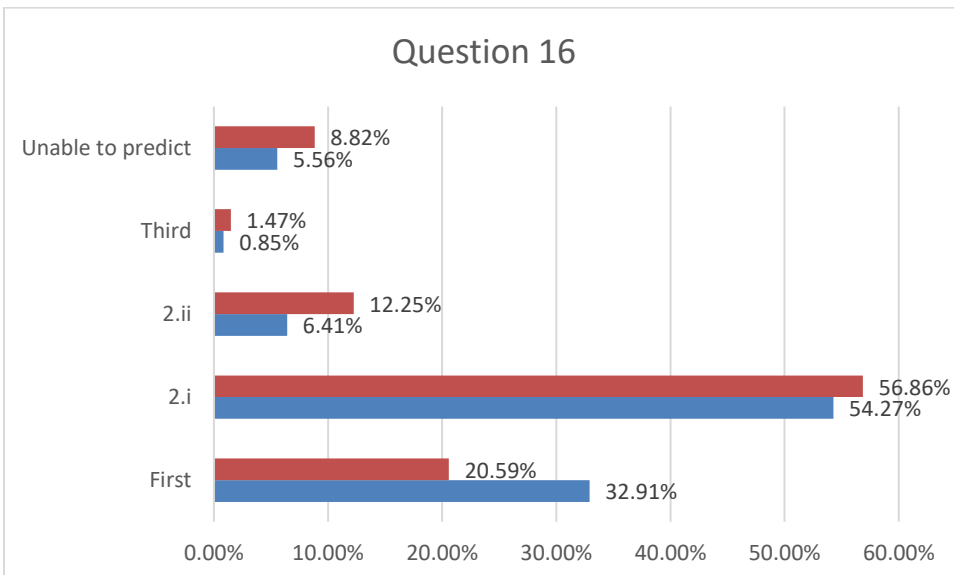
Answer	Men		Women	
	%	Count	%	Count
Strongly agree	11.54%	27	7.84%	16
Agree	25.64%	60	21.08%	43
Somewhat agree	25.64%	60	29.41%	60
Neither agree nor disagree	13.68%	32	15.69%	32
Somewhat disagree	7.69%	18	9.80%	20
Disagree	12.82%	30	13.73%	28
Strongly disagree	2.99%	7	2.45%	5
Total	100%	234	100%	204

Q15 - I consider Chemistry a "hard" subject compared to my other options within Natural Sciences.



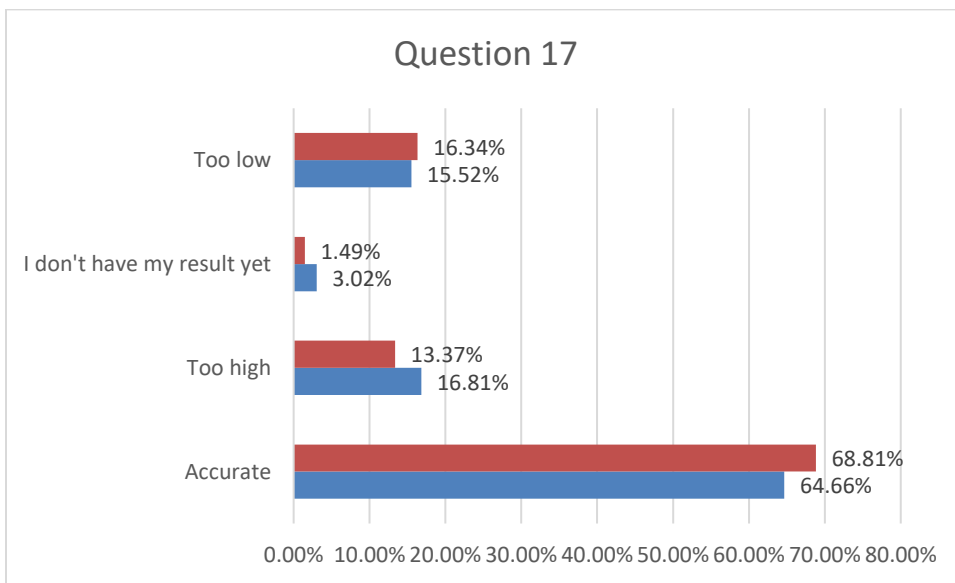
Answer	Men		Women	
	%	Count	%	Count
Strongly agree	8.55%	20	13.73%	28
Somewhat agree	14.96%	35	21.57%	44
Neither agree nor disagree	31.62%	74	24.51%	50
Somewhat disagree	3.85%	9	5.88%	12
Strongly disagree	4.70%	11	2.45%	5
Agree	18.38%	43	13.73%	28
Disagree	17.95%	42	18.14%	37
Total	100%	234	100%	204

Q16 - What grade do you predict you will attain this year?



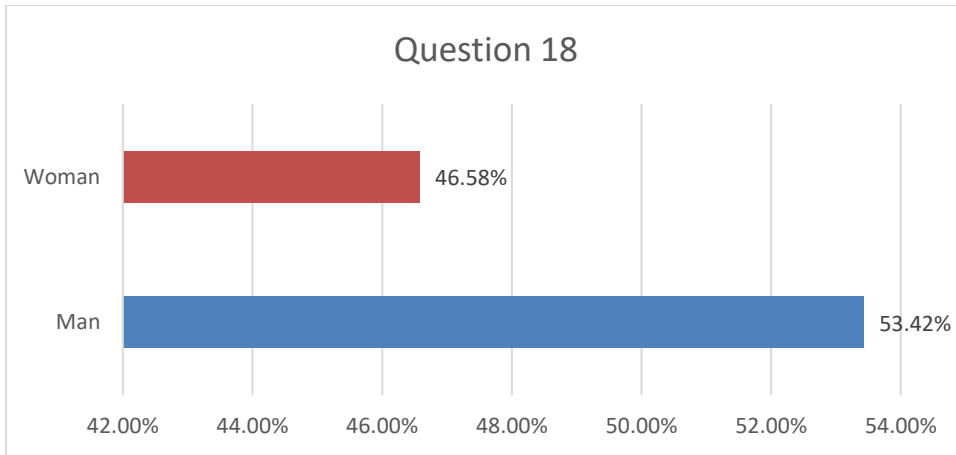
Answer	Men		Women	
	%	Count	%	Count
First	32.91%	77	20.59%	42
2.i	54.27%	127	56.86%	116
2.ii	6.41%	15	12.25%	25
Third	0.85%	2	1.47%	3
Unable to predict	5.56%	13	8.82%	18
Total	100%	234	100%	204

Q17 - How accurate was your prediction



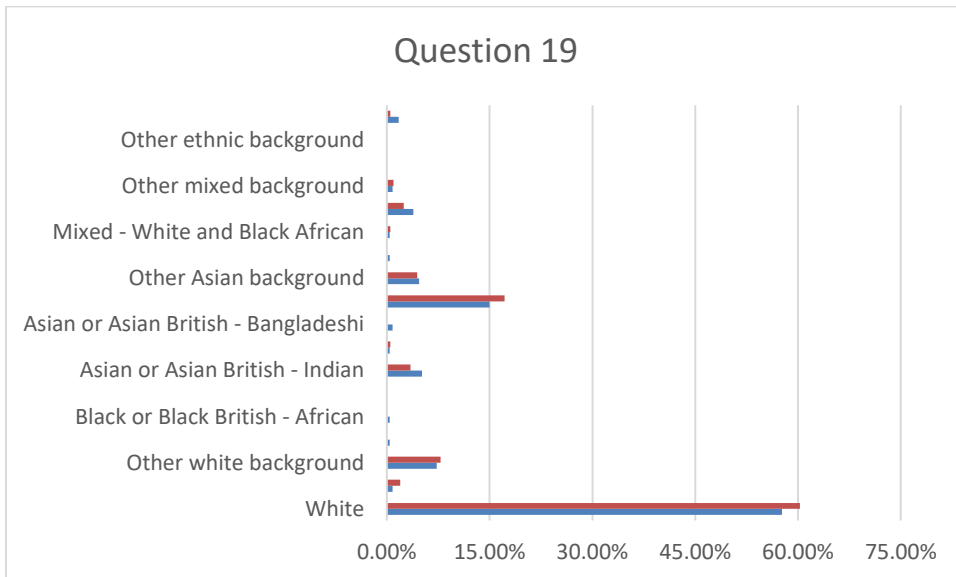
Answer	Men		Women	
	%	Count	%	Count
Accurate	64.66%	150	68.81%	139
Too high	16.81%	39	13.37%	27
I don't have my result yet	3.02%	7	1.49%	3
Too low	15.52%	36	16.34%	33
Total	100%	232	100%	202

Q18 - Gender orientation



Answer	%	Count
Man	53.42%	234
Woman	46.58%	204
Total	100%	234

Q19 - Ethnicity



Q20 - Disability - please check one or more of the following statements.

